



Vessel name	Built	IMO no.	Flag
Mv Team Spirit	1997	9137753	Panama

MAIN DATA

Vessel type	Multipurpose Tweendecker
Classification	NK CLASS NS, MNS, MO, 1A ICE CLASS Strengthened for heavy cargoes, equipped for the carriage of containers, equipped for the carriage of dangerous goods
GT/NT	4,078 / 2,009
Deadweight (summer)	4,820 mt
Max. draft (summer)	6.40 m
Length o.a.	100.60 m
Length between pp.	93.95 m
Breadth moulded	16.60 m
Depth to main deck	8.10 m
Height above keel	39.60 m
Speed	12.0 knots
Fuel consumption	13.0 mt RMG 380 fuel per day at sea 1.0 mt MGO DMA per day in port without gear 1.8 mt MGO DMA per day in port with gear

HOLDS/HATCHES/CRANES

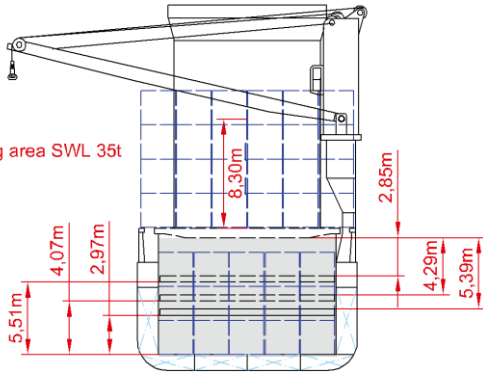
Cargo hold capacity	6,790 cbm / 240,000 cbft
Floor space under deck	1,480 sqm / 15,931 sqft
Floor space on deck	855 sqm / 9,203 sqft
Cranes	2 NMF cranes situated portside 60 mt capacity each / 120 mt capacity combined
Container intake	356 TEU nominal 205 TEU at 14 mt homogeneously loaded 30 reefer plugs on deck
Deck strengths per sqm	17.60 mt on tanktop 2.50 mt on tweendeck 2.00 mt on hatchcovers

SPECIAL EQUIPMENT/FEATURES

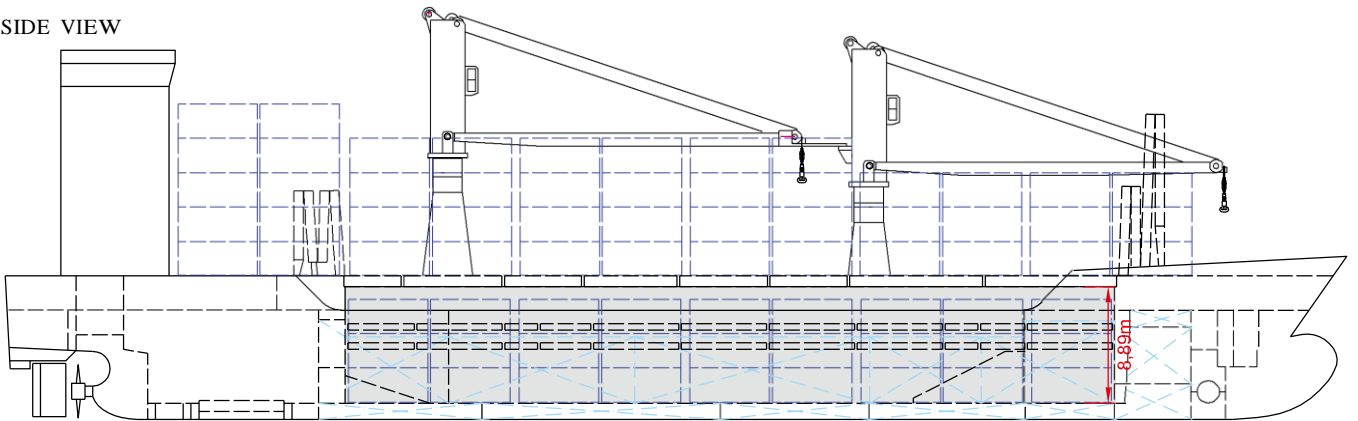
Fitted for trading Great Lakes and Australia.
Fitted for carriage of dangerous goods of all IMO classes.
Fitted for carriage of INF2 cargo.

Speed and consumption figures are calculated basis maximum Beaufort 2, no swell and no adverse currents. Consumption data assumes shaft generator and reefer plugs disconnected. Vessel is burning fuels according to ISO 8217-2005. Intake is always subject to vessel's stability, trim, permissible weights and is subject to regulations of visibility. Lifting capacity of vessel's cranes is subject to vessel's stability and can depend on cargo/ballast on board. Container data as well as bale capacity assumes tweendeck ashore. All details including speed and consumption are given in good faith and are „about“ and are given without guarantee. They must not be used as basis for charterparties or contracts without ELKENZ's written authority.

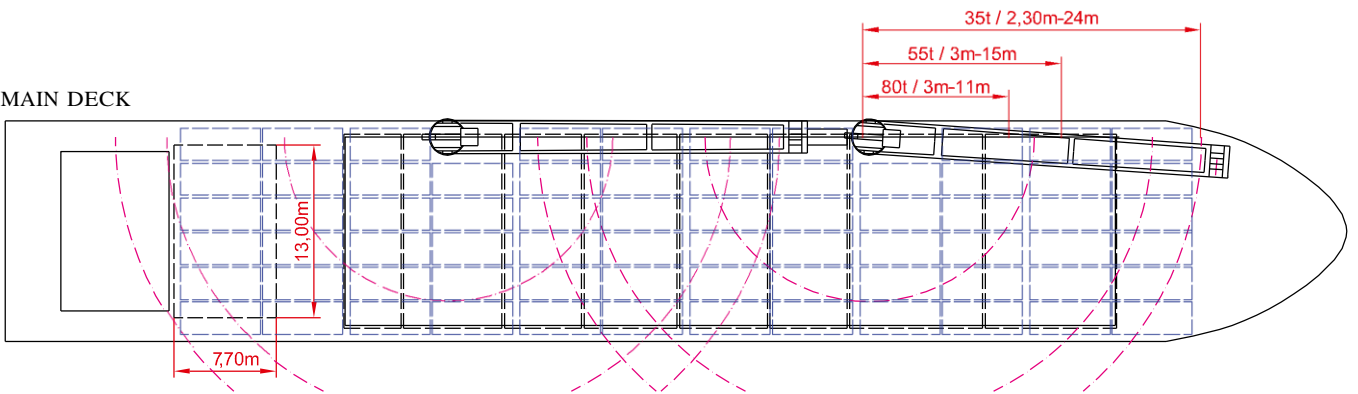
Crane working area SWL 35t



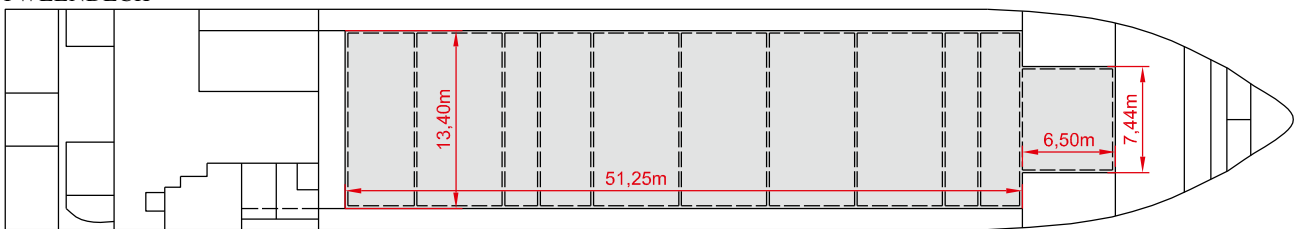
SIDE VIEW



MAIN DECK



TWEENDECK



HOLDS & DOUBLE BOTTOM

